





MODERN DIGITAL SKILLS

CHAPTER 8: BALANCED & HEALTHY USE OF TECHNOLOGY




© All Rights Reserved The University Of Jordan

1

CONTENTS

1. Introduction to Ergonomics
2. Importance of Ergonomics to Health.
3. Ergonomics and Technology
 - Technology usage-related risks and injuries
 - Injury Prevention Tips .
 - Mobile Devices.
4. Computer Ergonomics
 - What is Computer Ergonomics?
 - Working from Home.
5. Digital Wellbeing
 - What is Digital wellbeing?
 - Screen time managing
 - Apps Timer Set



Ergonomics

The word 'Ergonomics' comes from the Greek words 'ergon' (work) and 'nomos' (law).


Introduction

- Ergonomics**

- The study of the **relationship between the worker and the job**
- It studies how to **adjust the work environment** to improve your **comfort and safety** while you do your job.

Factors considered in ergonomics

- body posture and movement:**
 - Ⓣ Standing and sitting
 - Ⓣ pulling and pushing
 - Ⓣ lifting
- environmental factors:**
 - Ⓣ Noise
 - Ⓣ Lighting
 - Ⓣ Temperature



© All Rights Reserved The University Of Jordan

3

Ergonomics

Introduction

ERGONOMICS

© All Rights Reserved The University Of Jordan

4

Ergonomics

Importance to health

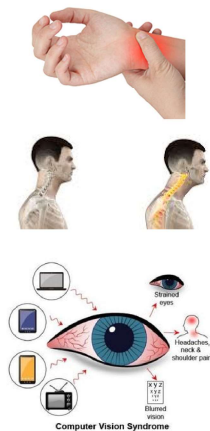
- ✓ Ergonomics is very important in **maintaining health** and **well-being**, especially in workplaces where people spend a lot of doing many tasks.

Benefits of Ergonomics to Health	
<i>Benefit</i>	<i>Description</i>
Avoiding Hurts and Staying Safe	Prevents muscle and bone pain, ensures proper setup to prevent injuries, and promotes proper posture and better Sitting .
Less Tiredness and Feeling Good	Enhances comfort and reduces fatigue, helping users stay productive.
Working Faster	Increases efficiency while following safety regulations.

Ergonomics and Technology

Technology usage-related risks and injuries

- ✓ **Technology usage-related risks and injuries**, often referred to as "**digital injuries**" or "**tech-related health issues**," are increasing because of the widespread use of devices in daily life.

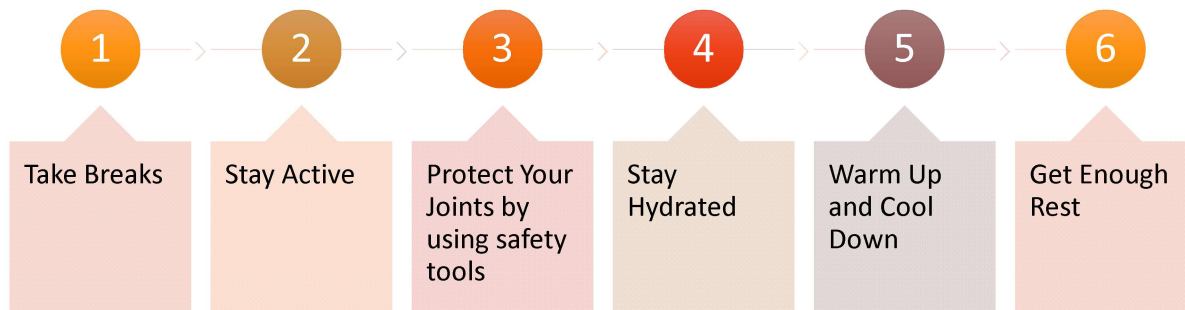


Injury/Health Concern	Description
Repetitive Strain Injuries (RSIs)	Strain caused by repetitive motions like typing.
Text Neck	Neck strain from frequently looking down at mobile devices.
Computer Vision Syndrome (CVS) and Digital Eye Strain	Eye strain and discomfort from extended screen use. Unclear vision, headaches, and dry eyes due to prolonged screen exposure.
Psychological Effects	Stress, Depression and anxiety from excessive use of technology.

Ergonomics and Technology

Injury Prevention Tips

✓ Simple ergonomics Steps for Preventing Injuries:



© All Rights Reserved The University Of Jordan

7

Ergonomics and Technology

Mobile Devices

✓ **Ergonomics with mobile devices** (such as smartphones and tablets) means using them in a way that doesn't strain (or stress) your body.

Ergonomics Suggestions for a good use of mobile devices	
Suggestion	Description
Hold it Right	Hold your device comfortably so your hands and arms don't get tired.
Look Easy	Keep your device at eye level to avoid neck strain.
Take Breaks	Give your eyes and fingers breaks by looking away and stretching.
Use Accessories	Try using stands or holders for the device, don't hold it all the time.
Type Softly	Type lightly and comfortably to avoid straining your fingers and wrists.
Good posture	Sit or stand in a comfortable position when using your device
Adjust device Settings	Adjust brightness and font size to make it easier on your eyes.



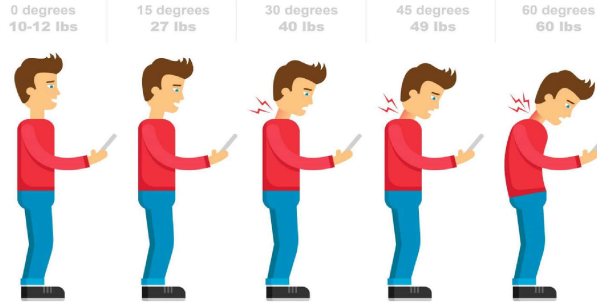
© All Rights Reserved The University Of Jordan

8

Ergonomics and Technology

Mobile Devices

HOW IS THE SMARTPHONE DAMAGING YOUR NECK



© All Rights Reserved The University Of Jordan




9

Computer Ergonomics

What is Computer Ergonomics?

- ✓ **Computer Ergonomics:** Type of Ergonomics that concerns with setting up your computer and workspace in a way that's comfortable and safe for your body.
- ✓ Computer Ergonomics includes:
 1. **Sitting in a chair** that supports your back and allows your feet to touch the ground.
 2. **Positioning your monitor** so the top is at or slightly below eye level, and about arm's length away from you.
 3. **Keeping your keyboard and mouse close**, with your wrists straight and your elbows close to your body.
 4. **Taking regular breaks** to stretch and move around



© All Rights Reserved The University Of Jordan

10

Computer Ergonomics

Working from home


- ✓ **Working from Home:** Doing your job from your house instead of going to an office.
 - Computer Ergonomics is important in working from home to stay **comfortable, productive** and **avoid getting hurt**.
- ✓ **Suggestions** of computer ergonomics regarding working from home:
 1. **Create a Comfortable Workspace:**
it's important to have an ergonomic-friendly workspace with proper furniture, shelves, and organizers . Ensure proper ventilation and lightning.
 2. **Minimize Distractions:**
Set boundaries (specify working hours) to stay focused and productive and reduce interruptions. You can use noise-canceling headphones if the environment is noisy.
 3. **Effective Communication:**
Ensure smooth communication with your team by using tools like email, video calls, or messaging apps.

© All Rights Reserved The University Of Jordan

11

Computer Ergonomics

Working from home



© All Rights Reserved The University Of Jordan

12

Digital Wellbeing

What is Digital Wellbeing?

- ✓ **Digital Wellbeing:**
Finding a **healthy balance** between using technology and taking care of your overall well-being.
- ✓ Digital wellbeing includes:
 1. **Be careful of how much time** you spend on digital devices like phones, computers, and tablets.
 2. **Making sure you take breaks** and engage in activities that are good for your physical and mental health, like exercise, spending time with friends and family, or pursuing hobbies.



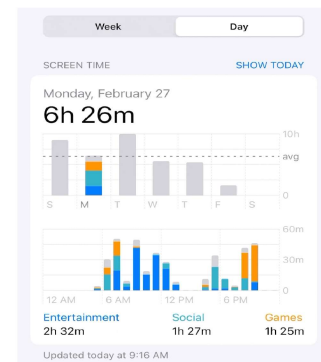
© All Rights Reserved The University Of Jordan

13

Digital Wellbeing

Screen time managing

- ✓ **Screen Time Management:** a digital wellbeing approach that concerns keeping track of how much time you spend on screens and taking steps to manage it effectively.
- ✓ Screen Time management suggestion:
 1. **Set limits** on how much time you spend on certain apps or websites.
 2. **Use “Apps Timer Set”** tools on your device that track your screen time and give you reports on how much time you're spending on different activities.
 3. **Take breaks** from screens throughout the day and engage in other activities



© All Rights Reserved The University Of Jordan

14

Digital Wellbeing

Apps Timer Set

- ✓ **Application Timer Set**: Applications on your devices for **screen timing** that allow you to **set timers** or limits on how long you can use certain apps
 - These apps allow you to use your devices in a **healthy and balanced**.

- ✓ **Using Application Timer set:**

1. You can set a timer for how long you want to use a specific app each day.
2. Once you reach the time limit, the app will either remind you to take a break or automatically restrict your access to it.
3. This helps you manage your screen time and encourages you to use your devices more mindfully.

